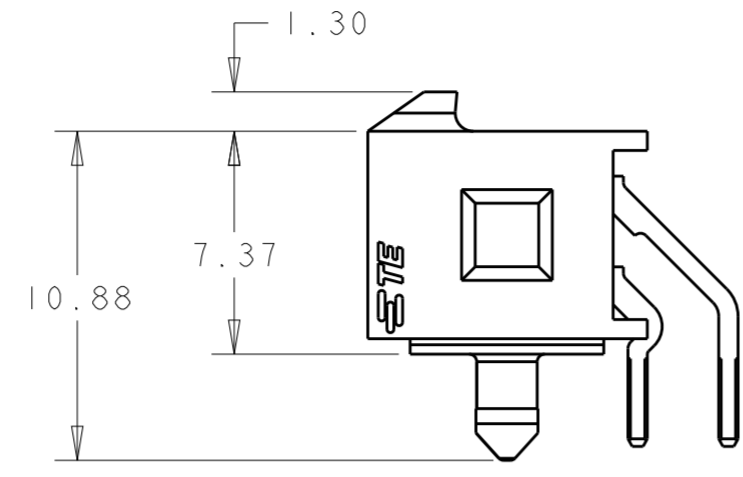
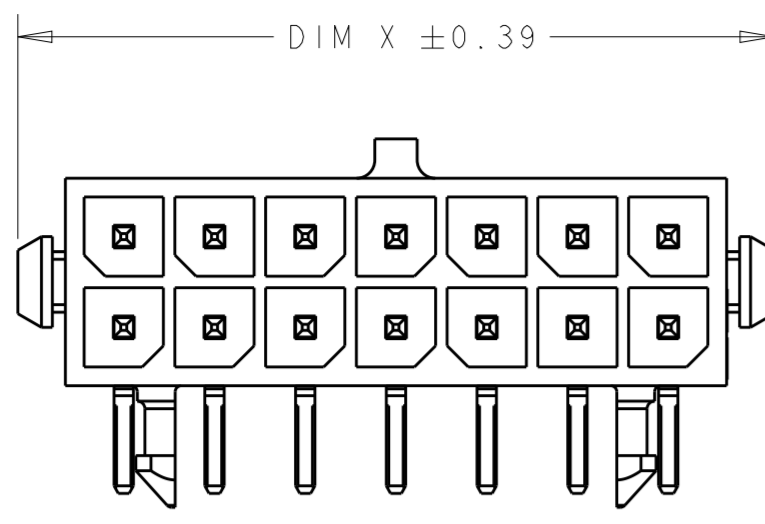
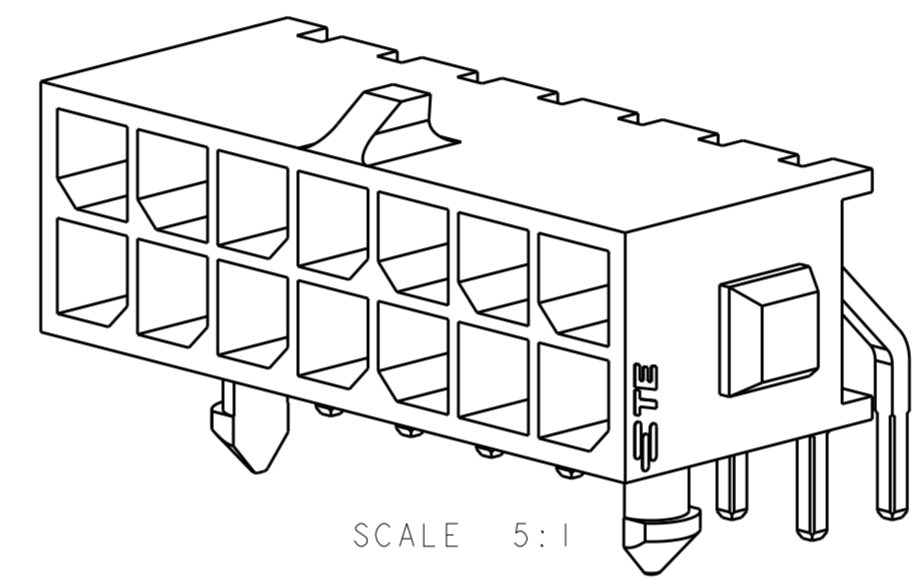
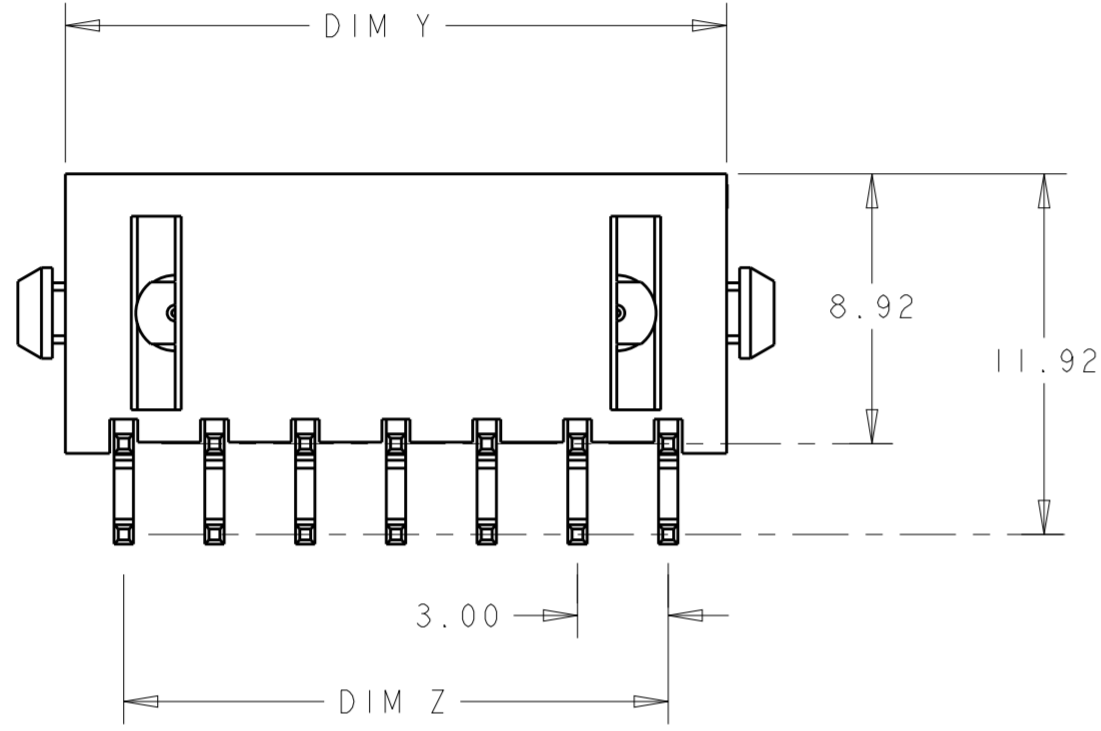


THIS DRAWING IS UNPUBLISHED. RELEASED FOR PUBLICATION 20
 © COPYRIGHT 20 BY - ALL RIGHTS RESERVED.

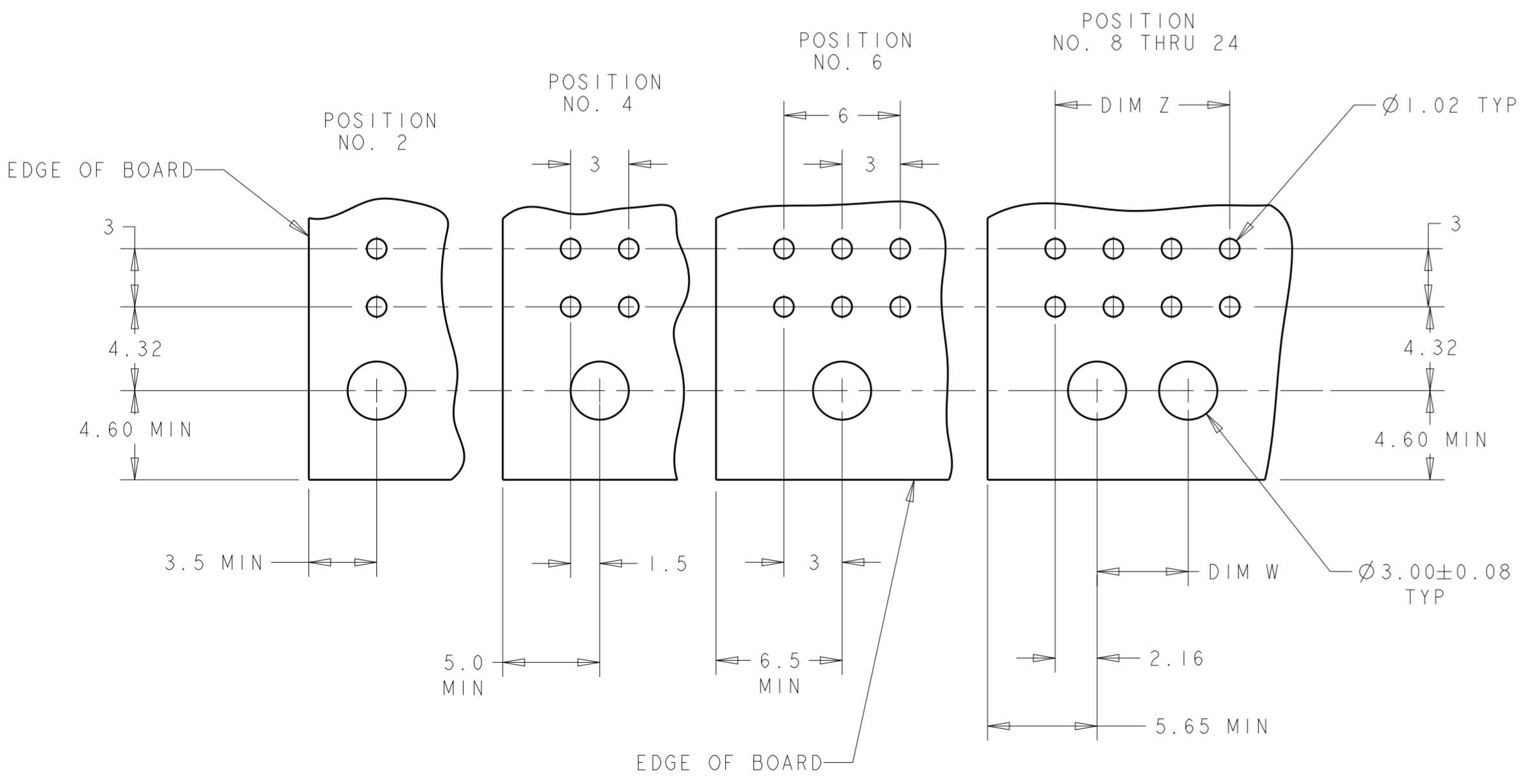
LOC	DIST	REVISIONS					
CM	00	P	LTR	DESCRIPTION	DATE	DWN	APVD
		F		REVISED PER ECO-15-005484	28JULY2015	SC	DZ




- 1 MATERIAL;
CONTACTS - BRASS.
HOUSING - UL 94V-0 RATED HIGH TEMP NYLON, COLOR; BLACK.
- 2 PLATING;
CONTACTS - 0.38µm MINIMUM GOLD OVER 2.54µm MINIMUM NICKEL ON MATING AREA.
2.54µm TIN-LEAD MINIMUM OVER 2.54µm NICKEL MINIMUM ON SOLDER TAILS.
- 4 RECOMMENDED PC BOARD THICKNESS OF 1.57.
- 5 PLATING;
CONTACTS - 0.38µm MINIMUM GOLD OVER 2.54µm MINIMUM NICKEL ON MATING AREA.
2.54µm MATTE TIN MINIMUM OVER 2.54µm NICKEL MINIMUM ON SOLDER TAILS.



5	36.86	28.70	33.00	40.00	24	5-794619-4
5	33.86	25.70	30.00	37.00	22	5-794619-2
5	30.86	22.70	27.00	34.00	20	5-794619-0
5	27.86	19.70	24.00	31.00	18	4-794619-8
5	24.86	16.70	21.00	28.00	16	4-794619-6
5	21.86	13.70	18.00	25.00	14	4-794619-4
5	18.86	10.70	15.00	22.00	12	4-794619-2
5	15.86	7.70	12.00	19.00	10	4-794619-0
5	12.86	4.70	9.00	16.00	8	3-794619-8
5	9.86	-	6.00	13.00	6	3-794619-6
5	6.86	-	3.00	10.00	4	3-794619-4
5	3.86	-	-	7.00	2	3-794619-2
2	36.86	28.70	33.00	40.00	24	2-794619-4
2	33.86	25.70	30.00	37.00	22	2-794619-2
2	30.86	22.70	27.00	34.00	20	2-794619-0
2	27.86	19.70	24.00	31.00	18	1-794619-8
2	24.86	16.70	21.00	28.00	16	1-794619-6
2	21.86	13.70	18.00	25.00	14	1-794619-4
2	18.86	10.70	15.00	22.00	12	1-794619-2
2	15.86	7.70	12.00	19.00	10	1-794619-0
2	12.86	4.70	9.00	16.00	8	794619-8
2	9.86	-	6.00	13.00	6	794619-6
2	6.86	-	3.00	10.00	4	794619-4
2	3.86	-	-	7.00	2	794619-2
FINISH	DIM Y	DIM W	DIM Z	DIM X	NO. OF POSN.	PART NUMBER



RECOMMENDED PCB LAYOUT (COMPONENT SIDE)



THIS DRAWING IS A CONTROLLED DOCUMENT.

DIMENSIONS: mm	TOLERANCES UNLESS OTHERWISE SPECIFIED:	DWN B. HAYMAKER 12AUG99	TE Connectivity
0 PLC ±-	1 PLC ±	CHK K. COBLE 12AUG99	
2 PLC ±0.13	3 PLC ±	APVD K. COBLE 12AUG99	
4 PLC ±	ANGLES ±	FINISH ±	
MATERIAL	SEE TABLE	PRODUCT SPEC	NAME
		APPLICATION SPEC	THRU-HOLE, R/A, 15 GOLD HEADER, PLASTIC BOARDLOCK, DUAL ROW, MICRO MATE-N-LOK™
		WEIGHT	SIZE
		CUSTOMER DRAWING	A200779
		SCALE 4:1	DRAWING NO. C-794619
		SHEET 1 OF 1	RESTRICTED TO
		REV F	